

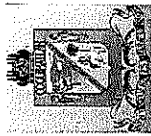
**MUNICIPIO DE COQUIMATLAN, COL.**  
**Sistema Integral de Contabilidad Gubernamental**  
**ESTADO ANALITICO DEL EJERCICIO DEL PRESUPUESTO DE EGRESOS**

Clasificación Administrativa

**DEL 1 DE DICIEMBRE AL 31 DE DICIEMBRE DE 2021**

Análisis por: Clasificación Administrativa

Clave Presupuestaria	Descripción	Aprobado Dic-Dic	Ampliaciones/ (Reducciones) Dic-Dic	DpC Dic-Dic	Devengado Dic-Dic	Pagado Dic-Dic	Subejercicio Dic-Dic
<b>UP-UR-UE</b>							
<b>01 REGIDORES</b>		<b>716,565.84</b>	<b>-381,087.63</b>	<b>0.00</b>	<b>335,478.21</b>	<b>335,478.21</b>	<b>0.00</b>
01 01	REGIDORES	716,565.84	-381,087.63	0.00	335,478.21	335,478.21	0.00
01 01 01	DESPACHO DE REGIDORES	716,565.84	-381,087.63	0.00	335,478.21	335,478.21	0.00
<b>02 PRESIDENCIA MUNICIPAL</b>		<b>493,294.01</b>	<b>-202,154.95</b>	<b>0.00</b>	<b>291,139.06</b>	<b>312,923.70</b>	<b>0.00</b>
02 01	PRESIDENCIA MUNICIPAL	493,294.01	-202,154.95	0.00	291,139.06	312,923.70	0.00
02 01 01	DESPACHO DE PRESIDENCIA	347,947.64	-201,947.47	0.00	146,000.17	167,784.81	0.00
02 01 02	SECRETARIA PARTICULAR	145,346.37	-207.48	0.00	145,138.89	145,138.89	0.00
<b>03 SECRETARIA DEL H AYUNTAMIENTO</b>		<b>1,782,830.41</b>	<b>-763,903.30</b>	<b>0.00</b>	<b>1,018,927.11</b>	<b>1,022,087.90</b>	<b>0.00</b>
03 01	SECRETARIA DEL H AYUNTAMIENTO	1,782,830.41	-763,903.30	0.00	1,018,927.11	1,022,087.90	0.00
03 01 01	DESPACHO DE SECRETARIA DEL H AYUNTAMIENTO	766,643.61	-347,744.85	0.00	418,898.76	422,059.55	0.00
03 01 02	DIRECCION DE ASUNTOS JURIDICOS	171,317.19	-93,147.61	0.00	78,169.58	78,169.58	0.00
03 01 03	DIRECCION DE COMUNICACION SOCIAL	164,902.39	-93,190.75	0.00	71,711.64	71,711.64	0.00
03 01 04	DIRECCION DE CULTURA	78,034.54	4,345.36	0.00	82,379.90	82,379.90	0.00
03 01 05	DIRECCION DE DEPORTES	285,212.66	-128,578.53	0.00	156,634.13	156,634.13	0.00
03 01 08	JUNTA MUNICIPAL DE PUEBLO JUAREZ	228,483.50	-34,950.40	0.00	193,533.10	193,533.10	0.00
03 01 09	COMISARIAS MUNICIPALES	88,236.52	-70,636.52	0.00	17,600.00	17,600.00	0.00
<b>04 OFICIALIA MAYOR</b>		<b>5,719,990.35</b>	<b>-2,115,021.74</b>	<b>1,452,412.84</b>	<b>2,152,555.77</b>	<b>670,359.24</b>	<b>1,452,412.84</b>
04 01	OFICIALIA MAYOR	5,719,990.35	-2,115,021.74	1,452,412.84	2,152,555.77	670,359.24	1,452,412.84
04 01 01	DESPACHO DE OFICIALIA MAYOR	5,133,960.58	-3,335,655.52	1,452,412.84	345,892.22	239,429.37	1,452,412.84
04 01 02	DEPARTAMENTO DE EVENTOS ESPECIALES	2,880.00	-2,880.00	0.00	0.00	0.00	0.00
04 01 03	DEPARTAMENTO DE RECURSOS HUMANOS	502,685.63	1,272,493.72	0.00	1,775,179.35	399,445.67	0.00
04 01 05	DEPARTAMENTO DE INFORMATICA	80,464.14	-48,979.94	0.00	31,484.20	31,484.20	0.00
<b>05 TESORERIA MUNICIPAL</b>		<b>2,597,153.81</b>	<b>-6,339.60</b>	<b>0.00</b>	<b>2,590,814.21</b>	<b>2,605,961.89</b>	<b>0.00</b>
05 01	TESORERIA MUNICIPAL	2,597,153.81	-6,339.60	0.00	2,590,814.21	2,605,961.89	0.00
05 01 01	DESPACHO DE TESORERIA MUNICIPAL	2,327,948.24	128,812.95	0.00	2,456,761.19	2,471,908.87	0.00
05 01 02	DIRECCION DE INGRESOS	33,042.53	-21,827.94	0.00	11,214.59	11,214.59	0.00
05 01 03	DIRECCION DE EGRESOS Y CONTABILIDAD	143,119.46	-77,025.01	0.00	66,094.45	66,094.45	0.00
05 01 04	DIRECCION DE CATASTRO	93,043.58	-36,299.60	0.00	56,743.98	56,743.98	0.00
<b>06 CONTRALOR MUNICIPAL</b>		<b>91,233.18</b>	<b>-60,726.18</b>	<b>0.00</b>	<b>30,507.00</b>	<b>30,507.00</b>	<b>0.00</b>
06 01	CONTRALOR MUNICIPAL	91,233.18	-60,726.18	0.00	30,507.00	30,507.00	0.00
06 01 01	DESPACHO DEL CONTRALOR MUNICIPAL	91,233.18	-60,726.18	0.00	30,507.00	30,507.00	0.00
<b>07 DIRECCION DE OBRAS PUBLICAS, DESARROLLO URBANO Y ECOLOGIA</b>		<b>385,600.68</b>	<b>-21,281.06</b>	<b>0.00</b>	<b>364,319.62</b>	<b>365,319.62</b>	<b>0.00</b>
07 01	DIRECCION DE OBRAS PUBLICAS, DESARROLLO URBANO Y ECOLOGIA	385,600.68	-21,281.06	0.00	364,319.62	365,319.62	0.00
07 01 01	DESPACHO DE LA DIRECCION DE OBRAS PUBLICAS, DESARROLLO URBANO Y ECOLOGIA	385,600.68	-21,281.06	0.00	364,319.62	365,319.62	0.00
<b>08 DIRECCION DE SERVICIOS PUBLICOS</b>		<b>2,500,726.13</b>	<b>4,628.55</b>	<b>0.00</b>	<b>2,505,354.68</b>	<b>2,212,995.31</b>	<b>0.00</b>




**MUNICIPIO DE COQUIMATLAN, COL.**  
**Sistema Integral de Contabilidad Gubernamental**  
**ESTADO ANALITICO DEL EJERCICIO DEL PRESUPUESTO DE EGRESOS**

Clasificación Administrativa

**DEL 1 DE DICIEMBRE AL 31 DE DICIEMBRE DE 2021**

Análisis por: Clasificación Administrativa

Clave Presupuestaria	Descripción	Aprobado Dic-Dic	Ampliaciones / (Reducciones) Dic-Dic	DpC Dic-Dic	Devengado Dic-Dic	Pagado Dic-Dic	Subejercicio Dic-Dic
UP-UR-UE							
08 01	DIRECCION DE SERVICIOS PUBLICOS	2,500,726.13	4,628.55	0.00	2,505,354.68	2,212,995.31	0.00
08 01 01	DESPACHO DE LA DIRECCION DE SERVICIOS PUBLICOS	2,047,921.85	373,285.49	0.00	2,421,207.34	2,128,847.97	0.00
08 01 03	DEPARTAMENTO DE PARQUES Y JARDINES	368,093.02	-300,030.04	0.00	68,062.98	68,062.98	0.00
08 01 06	DEPARTAMENTO DE PANTEON	84,711.26	-68,626.90	0.00	16,084.36	16,084.36	0.00
<b>09</b>	<b>DIRECCION DE SEGURIDAD PUBLICA, TRANSITO Y VIALIDAD</b>	<b>2,856,744.74</b>	<b>-472,858.48</b>	<b>1,431.65</b>	<b>2,382,454.61</b>	<b>2,229,494.58</b>	<b>1,431.65</b>
09 01	DIRECCION DE SEGURIDAD PUBLICA, TRANSITO Y VIALIDAD	2,856,744.74	-472,858.48	1,431.65	2,382,454.61	2,229,494.58	1,431.65
09 01 01	SEGURIDAD PUBLICA, TRANSITO Y VIALIDAD	2,856,744.74	-472,858.48	1,431.65	2,382,454.61	2,229,494.58	1,431.65
<b>10</b>	<b>DIRECCION DE DESARROLLO MUNICIPAL</b>	<b>362,978.68</b>	<b>-107,645.85</b>	<b>0.00</b>	<b>255,332.83</b>	<b>255,832.83</b>	<b>0.00</b>
10 01	DIRECCION DE DESARROLLO MUNICIPAL	362,978.68	-107,645.85	0.00	255,332.83	255,832.83	0.00
10 01 01	DESPACHO DE LA DIRECCION DE DESARROLLO MUNICIPAL	143,750.55	-34,348.97	0.00	109,401.58	109,901.58	0.00
10 01 02	DEPARTAMENTO DE PLANEACION	179,305.96	-48,588.17	0.00	130,717.79	130,717.79	0.00
10 01 04	DEPARTAMENTO DE DESARROLLO RURAL	39,922.17	-24,708.71	0.00	15,213.46	15,213.46	0.00
<b>11</b>	<b>ORGANISMOS PUBLICOS DESCENTRALIZADOS</b>	<b>583,333.37</b>	<b>737,961.56</b>	<b>0.00</b>	<b>1,321,294.93</b>	<b>1,321,294.93</b>	<b>0.00</b>
11 01	ORGANISMOS PUBLICOS DESCENTRALIZADOS	583,333.37	737,961.56	0.00	1,321,294.93	1,321,294.93	0.00
11 01 01	DIF MUNICIPAL	583,333.37	737,961.56	0.00	1,321,294.93	1,321,294.93	0.00
<b>12</b>	<b>OBRA PUBLICA E INVERSION</b>	<b>1,000,000.00</b>	<b>-1,000,000.00</b>	<b>-492,883.10</b>	<b>4,427,610.52</b>	<b>4,427,610.52</b>	<b>-4,427,610.52</b>
12 01	OBRA PUBLICA	1,000,000.00	-1,000,000.00	-492,883.10	4,427,610.52	4,427,610.52	-4,427,610.52
12 01 01	OBRA PUBLICA	1,000,000.00	-841,460.72	0.00	157,172.56	157,172.56	1,366.72
12 01 02	OBRA PUBLICA EN EJECUCION	0.00	-158,539.28	-492,883.10	4,270,437.96	4,270,437.96	-4,428,977.24
<b>13</b>	<b>DEUDA PUBLICA</b>	<b>115,873.77</b>	<b>-19,327.93</b>	<b>0.00</b>	<b>96,545.84</b>	<b>96,545.84</b>	<b>0.00</b>
13 01	DEUDA PUBLICA	115,873.77	-19,327.93	0.00	96,545.84	96,545.84	0.00
13 01 01	DEUDA PUBLICA	115,873.77	-19,327.93	0.00	96,545.84	96,545.84	0.00
<b>14</b>	<b>TRANSFERENCIAS, SUBSIDIOS Y AYUDAS</b>	<b>34,800.00</b>	<b>18,251.00</b>	<b>0.00</b>	<b>53,051.00</b>	<b>53,051.00</b>	<b>0.00</b>
14 03	AYUDAS	34,800.00	18,251.00	0.00	53,051.00	53,051.00	0.00
14 03 01	AYUDAS SOCIALES A PERSONAS	34,800.00	18,251.00	0.00	53,051.00	53,051.00	0.00
<b>TOTAL DEL GASTO:</b>		<b>19,241,124.97</b>	<b>-4,389,505.61</b>	<b>960,961.39</b>	<b>17,825,385.39</b>	<b>15,939,462.57</b>	<b>-2,973,766.03</b>




**MUNICIPIO DE COQUIMATLAN, COL.**  
**Sistema Integral de Contabilidad Gubernamental**  
**ESTADO ANALITICO DEL EJERCICIO DEL PRESUPUESTO DE EGRESOS**

Clasificación Administrativa

**DEL 1 DE ENERO AL 31 DE DICIEMBRE DE 2021**

Análisis por: Clasificación Administrativa

Clave Presupuestaria	Descripción	Aprobado Ene-Dic	Ampliaciones / (Reducciones) Ene-Dic	DpC Ene-Dic	Devengado Ene-Dic	Pagado Ene-Dic	Subejercicio Ene-Dic
<b>UP-UR-UE</b>							
<b>01 REGIDORES</b>		<b>3,510,383.24</b>	<b>-5,458.52</b>	<b>0.00</b>	<b>3,504,924.72</b>	<b>3,504,924.72</b>	<b>0.00</b>
01 01 REGIDORES		3,510,383.24	-5,458.52	0.00	3,504,924.72	3,504,924.72	0.00
01 01 01 DESPACHO DE REGIDORES		3,510,383.24	-5,458.52	0.00	3,504,924.72	3,504,924.72	0.00
<b>02 PRESIDENCIA MUNICIPAL</b>		<b>2,829,012.23</b>	<b>-216,891.06</b>	<b>0.00</b>	<b>2,612,121.17</b>	<b>2,561,176.08</b>	<b>0.00</b>
02 01 PRESIDENCIA MUNICIPAL		2,829,012.23	-216,891.06	0.00	2,612,121.17	2,561,176.08	0.00
02 01 01 DESPACHO DE PRESIDENCIA		1,441,963.78	-153,297.41	0.00	1,288,666.37	1,237,721.28	0.00
02 01 02 SECRETARIA PARTICULAR		1,387,048.45	-63,593.65	0.00	1,323,454.80	1,323,454.80	0.00
<b>03 SECRETARIA DEL H AYUNTAMIENTO</b>		<b>9,433,720.83</b>	<b>96,883.03</b>	<b>0.00</b>	<b>9,530,603.86</b>	<b>9,521,811.86</b>	<b>0.00</b>
03 01 SECRETARIA DEL H AYUNTAMIENTO		9,433,720.83	96,883.03	0.00	9,530,603.86	9,521,811.86	0.00
03 01 01 DESPACHO DE SECRETARIA DEL H AYUNTAMIENTO		3,835,227.60	85,764.17	0.00	3,920,991.77	3,912,199.77	0.00
03 01 02 DIRECCION DE ASUNTOS JURIDICOS		722,168.74	172,093.25	0.00	894,261.99	894,261.99	0.00
03 01 03 DIRECCION DE COMUNICACION SOCIAL		823,071.67	-38,599.03	0.00	784,472.64	784,472.64	0.00
03 01 04 DIRECCION DE CULTURA		475,728.61	181,822.48	0.00	657,551.09	657,551.09	0.00
03 01 05 DIRECCION DE DEPORTES		1,393,292.98	20,437.41	0.00	1,413,730.39	1,413,730.39	0.00
03 01 08 JUNTA MUNICIPAL DE PUEBLO JUAREZ		1,806,986.71	-158,590.73	0.00	1,648,395.98	1,648,395.98	0.00
03 01 09 COMISARIAS MUNICIPALES		377,244.52	-166,044.52	0.00	211,200.00	211,200.00	0.00
<b>04 OFICIALIA MAYOR</b>		<b>20,676,947.47</b>	<b>-796,259.32</b>	<b>1,452,412.84</b>	<b>18,428,275.31</b>	<b>16,791,961.33</b>	<b>1,452,412.84</b>
04 01 OFICIALIA MAYOR		20,676,947.47	-796,259.32	1,452,412.84	18,428,275.31	16,791,961.33	1,452,412.84
04 01 01 DESPACHO DE OFICIALIA MAYOR		15,888,584.25	-3,743,578.21	1,452,412.84	10,692,593.20	10,576,375.82	1,452,412.84
04 01 02 DEPARTAMENTO DE EVENTOS ESPECIALES		34,560.00	-34,560.00	0.00	0.00	0.00	0.00
04 01 03 DEPARTAMENTO DE RECURSOS HUMANOS		4,423,444.67	2,990,046.42	0.00	7,413,491.09	5,893,394.49	0.00
04 01 05 DEPARTAMENTO DE INFORMATICA		330,358.55	-8,167.53	0.00	322,191.02	322,191.02	0.00
<b>05 TESORERIA MUNICIPAL</b>		<b>8,469,767.18</b>	<b>1,443,463.19</b>	<b>0.00</b>	<b>9,913,230.37</b>	<b>9,913,230.37</b>	<b>0.00</b>
05 01 TESORERIA MUNICIPAL		8,469,767.18	1,443,463.19	0.00	9,913,230.37	9,913,230.37	0.00
05 01 01 DESPACHO DE TESORERIA MUNICIPAL		6,888,094.98	1,788,504.77	0.00	8,676,599.75	8,676,599.75	0.00
05 01 02 DIRECCION DE INGRESOS		123,032.11	-27,397.47	0.00	95,634.64	95,634.64	0.00
05 01 03 DIRECCION DE EGRESOS Y CONTABILIDAD		937,760.29	-344,664.31	0.00	593,095.98	593,095.98	0.00
05 01 04 DIRECCION DE CATASTRO		520,879.80	27,020.20	0.00	547,900.00	547,900.00	0.00
<b>06 CONTRALOR MUNICIPAL</b>		<b>365,731.56</b>	<b>-20,125.14</b>	<b>0.00</b>	<b>345,606.42</b>	<b>345,606.42</b>	<b>0.00</b>
06 01 CONTRALOR MUNICIPAL		365,731.56	-20,125.14	0.00	345,606.42	345,606.42	0.00
06 01 01 DESPACHO DEL CONTRALOR MUNICIPAL		365,731.56	-20,125.14	0.00	345,606.42	345,606.42	0.00
<b>07 DIRECCION DE OBRAS PUBLICAS, DESARROLLO URBANO Y ECOLOGIA</b>		<b>2,859,116.69</b>	<b>68,124.22</b>	<b>0.00</b>	<b>2,927,240.91</b>	<b>2,927,240.91</b>	<b>0.00</b>
07 01 DIRECCION DE OBRAS PUBLICAS, DESARROLLO URBANO Y ECOLOGIA		2,859,116.69	68,124.22	0.00	2,927,240.91	2,927,240.91	0.00
07 01 01 DESPACHO DE LA DIRECCION DE OBRAS PUBLICAS, DESARROLLO URBANO Y ECOLOGIA		2,859,116.69	68,124.22	0.00	2,927,240.91	2,927,240.91	0.00
<b>08 DIRECCION DE SERVICIOS PUBLICOS</b>		<b>17,459,477.90</b>	<b>732,502.76</b>	<b>0.00</b>	<b>18,191,980.66</b>	<b>17,760,638.66</b>	<b>0.00</b>



**MUNICIPIO DE COQUIMATLAN, COL.**  
**Sistema Integral de Contabilidad Gubernamental**  
**ESTADO ANALITICO DEL EJERCICIO DEL PRESUPUESTO DE EGRESOS**

Clasificación Administrativa

**DEL 1 DE ENERO AL 31 DE DICIEMBRE DE 2021**

Análisis por: Clasificación Administrativa

Clave Presupuestaria UP-UR-UE	Descripción	Aprobado		Ampliaciones / (Reducciones)		DpC		Devengado		Pagado		Subejercicio	
		Ene-Dic	Ene-Dic	Ene-Dic	Ene-Dic	Ene-Dic	Ene-Dic	Ene-Dic	Ene-Dic	Ene-Dic	Ene-Dic	Ene-Dic	
08 01	DIRECCION DE SERVICIOS PUBLICOS	17,459,477.90	732,502.76	0.00	0.00	18,191,980.66	17,760,638.66	0.00	0.00	1,660.01	1,660.01	0.00	0.00
08 01 01	DESPACHO DE LA DIRECCION DE SERVICIOS PUBLICOS	14,949,196.76	2,040,764.34	0.00	0.00	16,989,961.10	16,558,619.10	0.00	0.00	1,660.01	1,660.01	0.00	0.00
08 01 03	DEPARTAMENTO DE PARQUES Y JARDINES	1,970,304.92	-941,506.47	0.00	0.00	1,028,798.45	1,028,798.45	0.00	0.00	0.00	0.00	0.00	0.00
08 01 06	DEPARTAMENTO DE PANTEON	539,976.22	-366,755.11	0.00	0.00	173,221.11	173,221.11	0.00	0.00	0.00	0.00	0.00	0.00
<b>09</b>	<b>DIRECCION DE SEGURIDAD PUBLICA, TRANSITO Y VIALIDAD</b>	<b>15,042,571.00</b>	<b>93,860.33</b>	<b>1,660.01</b>	<b>1,660.01</b>	<b>15,134,771.32</b>	<b>14,738,934.38</b>	<b>1,660.01</b>	<b>1,660.01</b>	<b>0.00</b>	<b>0.00</b>	<b>0.00</b>	<b>0.00</b>
09 01	DIRECCION DE SEGURIDAD PUBLICA, TRANSITO Y VIALIDAD	15,042,571.00	93,860.33	1,660.01	1,660.01	15,134,771.32	14,738,934.38	1,660.01	1,660.01	0.00	0.00	0.00	0.00
09 01 01	SEGURIDAD PUBLICA, TRANSITO Y VIALIDAD	2,332,061.45	59,181.62	0.00	0.00	2,391,243.07	2,391,243.07	0.00	0.00	0.00	0.00	0.00	0.00
<b>10</b>	<b>DIRECCION DE DESARROLLO MUNICIPAL</b>	<b>2,332,061.45</b>	<b>59,181.62</b>	<b>0.00</b>	<b>0.00</b>	<b>2,391,243.07</b>	<b>2,391,243.07</b>	<b>0.00</b>	<b>0.00</b>	<b>0.00</b>	<b>0.00</b>	<b>0.00</b>	<b>0.00</b>
10 01	DIRECCION DE DESARROLLO MUNICIPAL	2,332,061.45	59,181.62	0.00	0.00	2,391,243.07	2,391,243.07	0.00	0.00	0.00	0.00	0.00	0.00
10 01 01	DESPACHO DE LA DIRECCION DE DESARROLLO MUNICIPAL	942,786.54	35,373.37	0.00	0.00	978,159.91	978,159.91	0.00	0.00	0.00	0.00	0.00	0.00
10 01 02	DEPARTAMENTO DE PLANEACION	1,224,429.62	30,983.23	0.00	0.00	1,255,412.85	1,255,412.85	0.00	0.00	0.00	0.00	0.00	0.00
10 01 04	DEPARTAMENTO DE DESARROLLO RURAL	164,845.29	-7,174.98	0.00	0.00	157,670.31	157,670.31	0.00	0.00	0.00	0.00	0.00	0.00
<b>11</b>	<b>ORGANISMOS PUBLICOS DESCENTRALIZADOS</b>	<b>7,000,000.00</b>	<b>2,717,461.19</b>	<b>0.00</b>	<b>0.00</b>	<b>9,717,461.19</b>	<b>9,717,461.19</b>	<b>0.00</b>	<b>0.00</b>	<b>0.00</b>	<b>0.00</b>	<b>0.00</b>	<b>0.00</b>
11 01	ORGANISMOS PUBLICOS DESCENTRALIZADOS	7,000,000.00	2,717,461.19	0.00	0.00	9,717,461.19	9,717,461.19	0.00	0.00	0.00	0.00	0.00	0.00
11 01 01	DIF MUNICIPAL	7,000,000.00	2,717,461.19	0.00	0.00	9,717,461.19	9,717,461.19	0.00	0.00	0.00	0.00	0.00	0.00
<b>12</b>	<b>OBRA PUBLICA E INVERSION</b>	<b>14,218,941.88</b>	<b>10,388.12</b>	<b>0.08</b>	<b>0.08</b>	<b>14,227,963.13</b>	<b>14,227,963.13</b>	<b>0.08</b>	<b>0.08</b>	<b>0.00</b>	<b>0.00</b>	<b>1,366.87</b>	<b>1,366.87</b>
12 01	OBRA PUBLICA	14,218,941.88	10,388.12	0.08	0.08	14,227,963.13	14,227,963.13	0.08	0.08	0.00	0.00	1,366.87	1,366.87
12 01 01	OBRA PUBLICA	14,218,941.88	-14,060,402.60	0.00	0.00	157,172.56	157,172.56	0.00	0.00	0.00	0.00	1,366.87	1,366.87
12 01 02	OBRA PUBLICA EN EJECUCION	0.00	14,070,790.72	0.08	0.08	14,070,790.57	14,070,790.57	0.08	0.08	0.00	0.00	0.15	0.15
<b>13</b>	<b>DEUDA PUBLICA</b>	<b>1,556,974.26</b>	<b>461,872.38</b>	<b>0.00</b>	<b>0.00</b>	<b>2,018,846.64</b>	<b>2,018,846.64</b>	<b>0.00</b>	<b>0.00</b>	<b>0.00</b>	<b>0.00</b>	<b>0.00</b>	<b>0.00</b>
13 01	DEUDA PUBLICA	1,556,974.26	461,872.38	0.00	0.00	2,018,846.64	2,018,846.64	0.00	0.00	0.00	0.00	0.00	0.00
13 01 01	DEUDA PUBLICA	1,556,974.26	461,872.38	0.00	0.00	2,018,846.64	2,018,846.64	0.00	0.00	0.00	0.00	0.00	0.00
<b>14</b>	<b>TRANSFERENCIAS, SUBSIDIOS Y AYUDAS</b>	<b>467,325.00</b>	<b>-181,828.00</b>	<b>0.00</b>	<b>0.00</b>	<b>285,497.00</b>	<b>285,497.00</b>	<b>0.00</b>	<b>0.00</b>	<b>0.00</b>	<b>0.00</b>	<b>0.00</b>	<b>0.00</b>
14 03	AYUDAS	467,325.00	-181,828.00	0.00	0.00	285,497.00	285,497.00	0.00	0.00	0.00	0.00	0.00	0.00
14 03 01	AYUDAS SOCIALES A PERSONAS	467,325.00	-181,828.00	0.00	0.00	285,497.00	285,497.00	0.00	0.00	0.00	0.00	0.00	0.00
<b>TOTAL DEL GASTO:</b>		<b>106,222,030.69</b>	<b>4,463,174.80</b>	<b>1,454,072.93</b>	<b>1,454,072.93</b>	<b>109,229,765.77</b>	<b>106,706,535.76</b>	<b>1,454,072.93</b>	<b>1,454,072.93</b>	<b>0.00</b>	<b>0.00</b>	<b>1,455,439.72</b>	<b>1,455,439.72</b>